


# Prop



# Wash

April 2017

**Prop Wash is a publication of the Piston Poppers Inc., an AMA U-control club**

President: Tony Kubes	763-424-1045	Vice President: Keith Sandberg	763-477-9032
Secretary: Jim Gevay	763-780-8140	Treasurer: John Christensen	651-489-1735
Board Member: Keith Sandberg	763-477-9032	Editor: Sean Shug Emery	651-894-4079
Safety Officer: Glen Peterson	651-687-0453	Field Marshal:	

Any articles for the newsletter are greatly appreciated and will be published as soon as possible. Send to

[seanemery2@mac.com](mailto:seanemery2@mac.com)

Club web address is [www.pistonpoppers.com](http://www.pistonpoppers.com)

## March Meeting

**Old Business:** Tony says that the Westwood School has a copy of our current AMA insurance; it runs from 3-31-2017 to 3-31-2018. We are allowed to fly on Saturdays and Sundays at the school, but not officially on Wednesdays until May 1<sup>st</sup>, which is when school is out. Tony and the school are looking into if a Porta Potty will be allowed at the field, if so, then she wants a lock on it. Jeff Lange mentioned the center of the flying field was getting worn last year. He suggested that we move the center carpet 5'-10' each weekend.

**New Business:** Building sessions; in past years the turnout was good, but this year was pretty slim. Bob Cheney suggested we pick a date and stick to it without changes. We had a discussion on ways to increase attendance. Should we all build a certain plane together, or about building for some event later in the summer? How about a specific building technique highlighted at a session? *Tell us your thoughts and ideas, what would make you want to attend?*

There is no D.A.D. this year, the Polk City contest is that weekend on June 3-4 instead. Sean is still keeping his eyes open for a flying field, and reminded everyone else to do the same.

**Show and Tell:** Jeff Lange showed his .40 sized plane and talked about his different construction techniques. Sean Emery talked about

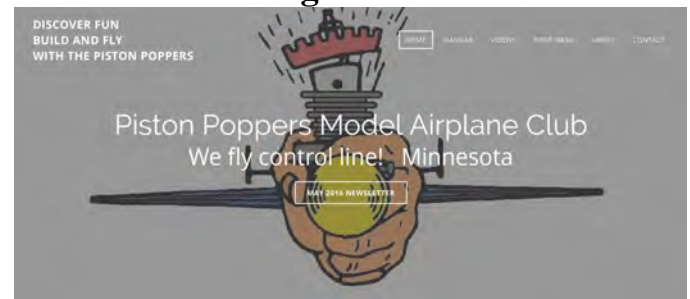
his experience sanding his RSM Tutor. He's taking his time and enjoying the relaxing experience. Tom Sontag showed us his Brodak .049 Wizard. He made more repairs while constructing the wing than after a major crash. He also had his finished Bf-109, with a OS FP 40. Dale Mendenhall had some engines for sale.

Jim Gevay

Check it out. Thanks to Tom and Carey.

<http://www.pistonpoppers.com>

**Click on Photo to go to the website**



**Discover Aviation Days Cancelled**

<http://www.discoveraviationdays.org>

## FLYING DAYS

3/30/17

Well Poppers we had a successful meeting with a small discussion on the past building sessions. With the poor turn-out we threw out some ideas for next year and would like some input from the rest to see where we can improve. Give it some thought post your ideas here or better yet come to the meeting and let's all hear your ideas and discuss them.

Tonight Tom brought in his ME-109 and a Blackhawk models "Wizard". What a great story teller Tom is talking about the build, the problems and how he overcame them without burning down the micro shop.


Jeff was there with the next evolution of the plane he has been creating (*I've called them the stick cause that's what they look like in the air*). This one has grown from the .15 sized stick to a .40 sized. Guess I'll have to call it a Mega Stick.

While at the meeting John, Tom, Jeff, Shuggy and myself have decided to meet at the school Saturday morning to start this year off with some flights. No gloves, parkas, boots and earmuffs allowed. As it promises to be 60 degrees with very light winds. I can't wait hope to see more members out flying. Will type out some results after the flights and let everyone know what we forgot about flying over the winter months.

By the way has everybody checked their equipment to be sure it's safe, problem free, batteries charged and you did remember to bring your fuel, lines and handles.

Show and tell photo's of Tom's planes and the "Mega Stick" by Jeff.





4/1/17

This was the first real flying day of the spring. It was fun; the sky was as predicted with light winds, though they did try to trick us at times changing directions and velocity at times.

My first flight was a little shaky and I was a little unstable but I settled down and had a good flight. Shug was having some good runs flying his Privateer. Watching Glen with his Twister I almost thought that he must have a private practice field

somewhere. He was smooth and spot on. John was flying his Privateer Yellow with Orange covered wings really shows up well in the air. There is something neat about see through covering when the sun shines through. It will be a long while for me to build nice enough for me to use see through covering, its bad enough I know where the mistakes are I don't need to let everybody see them.

The next flier to grace the skies was Tim Wirtz who has joined us at some of our meetings. Though he told us it has been a couple of years since his last control-line flight. With Tom's "Frankenstein" he made it look like he has been flying control-lines planes every day. Climbs, dives and loops on a plane that really is just a mismatched bunch of broken planes glued back together to make a trainer. Way to go Tim.

Tom had to leave early but we all should thank him for leaving the Frankenstein plane behind for Tim to fly.

Just a few photo's of the day.



The line up



Tim with Frankenstein



Tim right at home in the circle  
4/22/17

Wow! What a day mid 60's very light winds and good friends to share it with.

Shug was flying the Privateer he feels the plane has demons hiding inside as he has different problems showing up at times. Still it is a beautiful plane to grace the sky. The Strega appears to be a better choice for him the Strega does what he tells it to do.

Tom just keeps improving he should move through the intermediate and into the advanced field shortly. His biggest break was when he acquired the Francherized

Twister from Ivars. It is amazing what a good performing airplane can do to help you improve your skill level.

I just keep plugging along boring holes in the sky, and then I got the chance to bore a hole in the ground while plugging it with Jeff's new plane on its maiden flight. Sorry Jeff I do not know what happened one moment flying great next moment tumbling into the ground. I'm still puzzled.

John was making adjustments to plane and handle with his Privateer responding to each change for the better.

Around 2:00 the winds started to pick-up so we called it a day and will return tomorrow for another great day with good friends making more memories.

Just a few pictures from today



Proud Tom and his  
Brodak Me-109



Takeoff



Jeff's plane before my crashing of it.



The line up



John and the Privateer



John with the inverted Privateer

**4/23/17**

Another fine day at the flying field. Today Ivars and Jim J. join us along with Keith and Rachel.

Everyone was working the bugs out of the planes along with the winter kinks out of our bodies. We're all checking our planes deciding which will make the trip to the Polk City contest. I for one need more practice so I hope we will get the weather to cooperate and give us some good weekend days between now and the early June contest dates.

The following pictures tell the story. For a break in the serious work Shug brought out the slob for some slobbering good fun.



Rachel's ride for today



Keith teaching the finer points of stunt to Rachel



The perfect Slob



Shug with presentation shot of the Slob



Another presentation shot for the camera




Rachel with another of her great takeoffs

Well that's all folks, why don't you all come out and join us and get your name and plane in print.  
Bob Cheney

### Tutor Coming Along

Sanding and sanding and sanding. The finish is coming along pretty well. I have respect for any modeler that silkspans and paints. Going for my best finish ever. Added ink panel lines for fun. Very addictive. I really enjoyed applying them.



### Flying Video

Some close ups of Glen, Tom and Tim Wirtz.

<https://youtu.be/s42hrNffRNM>



# Mid Iowa Control Liners

## 20<sup>th</sup> Annual MICAL "Fred Miller/Malcolm Fawley Tribute"

### Stunt/Carrier Contest ,

## June 3<sup>rd</sup> –4<sup>th</sup>, 2016

Big Creek State Park -- Brett Smith Memorial C/L Site

Polk City, Iowa AMA Sanctioned – AA

Saturday, June 3<sup>rd</sup>

Aerobatics: 9:00 AM – finished Navy Carrier 9:00-4:00 (All events JSO)

Profile (BEG/INT), (ADV/EXP) Class 1, 2, 1e, 2e (combined - % of T20)

Classic(JSO) Profile, ProE (combined - % of T20)

Old Time (JSO) .15 Profile

Profile Ringmaster Stunt (JSO) NCS Sport (all other NCS events-% of T20)

(using Old Time Pattern) (note: Carrier events will be flown Saturday. In the

1/2 A (JSO) – Full Pattern event of adverse weather, contestants may vote to

postpone until Sunday. Events WILL NOT carry over)

Sunday, June 4<sup>th</sup>

Aerobatics: 8:00 AM– finished Navy Carrier – if necessary. See above

PAMPA Classes (Beg, Int, Adv, Exp) Raffle Drawing

Site is Brett Smith Memorial U-Control site in Big Creek State Park. The site offers on-site rest rooms, picnic areas, fishing and close in parking. Five minutes from the town of Polk City. We thank you all for your past and future support.

NOTES: Registration is \$10.00 per event (Max of \$40)

Registration closes at 10:30 on Saturday and 9:00 on Sunday.

Late entry will be accommodated as best we can, depending on the event. We strongly urge you to pre-register, by mail or e-mail. See the registration form on the back of this flyer for fees. If you pre-register, we will pre-check your AMA and have your paperwork already filled out when you arrive. Use e-mail and PayPal!

Contact:

CD: or

Bob Baldus Mike Anderson

6719 Colby 402 2<sup>nd</sup> Ave

Des Moines, IA 50311 Madrid, IA 50156

515-255-8025 or 515-240-1196 515-460-2562

bstudeman@aol.com mikeainia@windstream.net

Special Rules and deviations:

Spectra/Dyneema (GSUMP) lines allowed in Non-Rulebook events. See Safety Code & C/L General for size and use guidelines.

Stunt Notes: No Appearance points in any class. Profile – no engine displacement limit. 10 point no-flap bonus.

Classic will use Pattern Points. Old-Time will keep the 10

point 'non-flapped' bonus. Ringmaster: Profile versions

only (42" span or smaller) – Old Time Pattern {Questions? -

Ask in advance}

Navy Carrier Combined events – You may enter more than one model (eg: a Cl.1 & a Cl.2 & a Cl.1e) and take the

allowed number of flights with each. Your standing will be the best % score. All flight scores will be submitted to NCS Top 20)

Preregister by email/paypal and we can check AMA and fill out your paperwork for you. Or just email your registration, and pay at the site. Contact Mike to pre-register. You will still need to check in at registration and sign

the safety declaration.

Directions to site:

Interstate 35 to Exit 96 (Elkhart exit)--

----North of Des Moines

West 1 mile to US 69

North 1.5 mile to 142<sup>nd</sup> Ave

West 7 miles to Big Creek Park

Left into park, left at stop sign

South about 2 miles, watch for

“model field” sign, and softball diamond

Right at ball diamond (Hampton Shelter)

Next Road to right into parking lot.

PRE-REGISTRATION

NAME

\_\_\_\_ AMA # \_\_\_\_\_

ADDRESS

\_\_\_\_ e-mail

Events (Please Circle) Entry Fees – Open \$10/event (max of \$40) Jr/Sr - Free

Profile Stunt: (Beg-Int) (Adv-Exp) Navy Carrier

Classic Stunt: (JSO) CL (1-2-1e-2e) comb. (% of T20)

Old Time: (JSO) Profile (Pro-ProE) comb. (% of T20)

1/2A: (JSO) .15 Profile (NCS rules) (JSO)

Ringmaster (JSO) ` NCS Sport (% of T20)

PAMPA: (Beg) (Int) (Adv) (Exp) (Sportsman, Skyray, Nostalgia Classes)

Entry Fees: \$10 per event. Max of \$30.

Preregister & we will pre-check your AMA and have your Paperwork filled out.

NOTE – You may preregister by e-mail and use PAYPAL for fees. Contact at:

[mikeainia@windstream.net](mailto:mikeainia@windstream.net)

Paypal is the same. I can INVOICE you thru

Paypal, if you prefer. If you pre-register, I will

check your AMA and fill out some of your paperwork for you, and have it at the registration table





**MEETING NOTICE: April 27 – Anoka County Airport at 7:30 PM**

The Piston Poppers Club meetings are held on the last Thursday of each month at the Anoka Co. Airport in Blaine, MN. Enter the airport road from the automatic gates on the West side, turn right and go south past the airport beacon to the 2

hangar. It's the Blue hangar between Thunderbolt Aviation and the Golden Wings Museum, next to the road. Meetings start at 7:30 PM. Visitors are always welcome.

