


Prop



Wash

Prop Wash is a publication of the Piston Poppers Inc., an AMA U-control club

President: Tony Kubes 763-424-1045 Vice President: Keith Sandberg 763-477-9032
Secretary: Jim Gevay 763-780-8140 Treasurer: John Christensen 651-489-1735
Board Member: Keith Sandberg 763-477-9032 Editor: Sean Shug Emery 651-894-4079
Safety Officer: Glen Peterson 651-687-0453 Field Marshal: Tom Sontag

Any articles for the newsletter are greatly appreciated and will be published as soon as possible.

April 2022



<http://www.pistonpoppers.com>

****No Meeting Report for April**

FLYING DAYS

The last building session for the season is over and now it's time to get out and fly. All those new, old and rebuilt planes from the building sessions.

This month our new member Don showed up with some foam wings and

plastic fuselage parts he made from 3D printed forms he made.

Most cities have an animal shelters for rescue pets. Well we have a similar shelter for rescue planes. It's called Tom's rescue hangar. This session saw Tom and Tony working together rebuilding and repairing crash damage from the rescue hanger.

Dave showed up with the Super Clown ARF that needed the covering tighten up and it looks good.

I had a bunch of lines that I rolled out checked, measured and rolled back up. Started going thru the flight box toss out the junk replace what's needed and get prepared for a successful start to the flying season which is starting now. So let's get out and have some fun.

Bob Cheney



Don with his molded fuse motor crutch



Tom and Tony with the rescue planes



With smiles


Pathfinder MK II Build

I've had this Brodak Pathfinder MK II sitting in my Nut-Hut for about 5 years now just waiting for me to slap it together. As I need something to get me through this Minnesota April, I began. First time using a wing jig. Perplexed me at first but ended up really liking it. Like all the Brodak stuff the instructions and photos take some reading and re-reading.



I had to do the wing in two halves then glue together. But I have just been working on this a little here and a little there.

My fleet is pretty large currently so wondering where I will store this plane. Time to move some retired planes to the inverted ceiling mount.

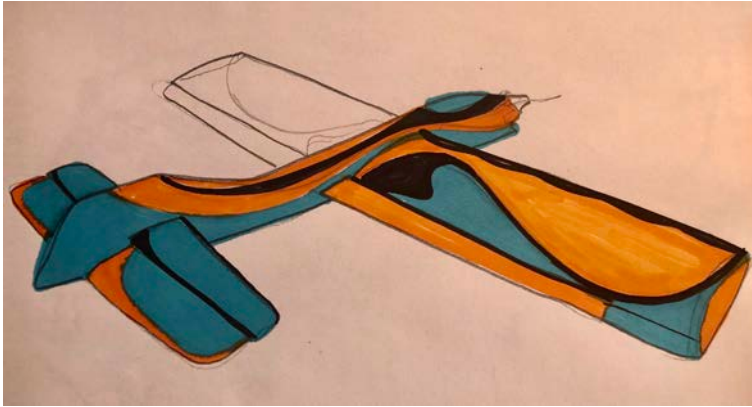


Just pieced together here with tape to get an idea of it. Powering with an OS .46 I had to get me through the patten. I was looking forward to using the tricycle landing gear but have been advised that it is not that good on our grass fields. So taildragger she be.



I am planning to use the McLaren F1 car 2022 version as my scheme. Doing Monokote as I just am not in the head space to paint this airplane. Here are some of my very rough color sketches. Trying to capture the feel of that

swoopy F1 aero front wing in the car
on my airplane wing.



Of course I have the GULF stickers
and McLaren logos to complete the look.

Sean Emery



Joe Nall Contest 2022 Woodruff, South Carolina

*(Mark typed in all caps so apparently
he is excited!)*

*A YEAR AGO, WE HAD OUR BIGGEST
STUNT CAMP EVER AND EVERYONE
TOLD ME THEY HAD A WONDERFUL
TIME AND COULD NOT WAIT UNTIL
THIS YEAR! WELL, IT IS THIS YEAR!
BUT NOW YOU CAN EXPERIENCE
THE FULL JOE NALL WEEK WITH
1,400 OTHER PILOTS (RC)!! YES,
1,400 !! BEST OF ALL, OUR
DEDICATED AREA WILL NOT BE
AFFECTED BY THE CROWDS!*

**JOE NALL WEEK AT TRIPLE TREE
AERODROME OFFICIALLY
BEGINS SATURDAY, MAY 7 AND
CONCLUDES SATURDAY, MAY
14TH AT SUNDOWN. HERE IS
WHAT YOU CAN LOOK FORWARD
TO AT OUR DEDICATED AREA:**

**SATURDAY, MAY 7: OPEN FLYING
ON ALL THREE WORLD CLASS
CIRCLES**

**SUNDAY, MAY 8 OPEN FLYING
ON ALL THREE WORLD CLASS
CIRCLES**

**MONDAY, MAY 9 OPEN FLYING
ON ALL THREE WORLD CLASS
CIRCLES**

**TUESDAY, MAY 10 OPEN FLYING
ON ALL THREE WORLD CLASS
CIRCLES**

**WEDNESDAY, MAY 11 OPEN FLYING
ON ALL THREE WORLD CLASS
CIRCLES**

**THURSDAY, MAY 12 STUNT
CAMP, 9:00AM – NOON, OPEN**



MEETING NOTICE:- April 28

